

Getting Sections Finished

Check you have entered details on eDofE

- All details for each section should be filled in before starting the activity.
- Each section should be submitted for approval.
- This should ensure that only approvable activities are done.

Messages on eDofE

- Check your messages on eDofE. They will either tell you that activities have been approved or will explain the problem.
- Come and see me if you do not understand.

Communications

[Messages: 2 \(2\)](#)

[News](#)

[Contacts](#)

Communications

[Messages: 2 \(2\)](#)

[News](#)

[Contacts](#)



My Bronze DofE program

Home

You are here > Home



Beau Gus
ID No: 1436666
Enrolment date:
01/12/2016
[View/edit my profile](#)

- [DofE Information](#)
- [My Bronze DofE](#)
- [Resources](#)
- [Keep Safe](#)
- [My Settings](#)
- [DofE Essentials](#)
- [Help](#)



Home

My sections and progress



Latest news



Introduction to the DofE Course (IttDofE)

Where? Saltash.net School, Cornwall, PL12 4AY When? Friday 21 April 2017 9.45am to 4pm([read more](#))

digimap_for_schoo...pdf

Show all



11:33
09/01/2017


Extra-Curricular!

- All activities must be outside your normal school work ie they cannot be lessons and homework.
- After school or lunchtime activities are fine.
- Instrument lessons are allowed.


Check that sections have been approved

Steve

https://edofe.org/Participant/Sections




My Bronze DofE programme



Home LifeZone Resources Essentials Sign out

You are here > My Bronze DofE > Physical



Beau Gus
ID No: 1436666
Enrolment date:
01/12/2016
[View/edit my profile](#)


- DofE Information
- My Bronze DofE
- Volunteering

My Physical section

Status: *Programme planner approved*

Timescale: 3 Months

* Start date: _____



Doing section
Physical


Communications

Draft

6 Months

01/12/2016

01/06/2017



Doing section
Skills

My Volunteering section


Status: *Not started*

Timescale: 3 Months

* Start date:

Earliest completion date: _____

instructor: _____



Not started
Volunteering

Add Evidence

- You can add evidence as you complete your award to illustrate what you have been doing. Eg letters, activity logs, photos
- Needed – a report written by your assessor for each section using either report forms or DofE website.

Report Forms

- Given out at registration.

Describe the activity – what did you do?

Fill in dates make sure they show at least the number of months required.

Report must be written by your assessor and should confirm that you have done what you set out to do.

Contact details of assessor. The assessor will only be contacted if the report looks suspicious of if it is unclear.

The form is titled "ASSESSOR'S REPORT PHYSICAL" and features the DE logo. It includes a participant information box with fields for "Participant:", "eDofE ID No:", and "Level: Bronze". Below this are fields for "Activity:", "Date started: ___/___/___", "Completed: ___/___/___", and "Goals set by participant:". A section for "Assessor's comments:" includes a note: "Please write as much as possible, talking about training, teamwork (if applicable) and achievements. What you write will celebrate the achievement of the young person and will form part of their permanent record of their DoE programme." At the bottom, there are fields for "Signature:", "Assessor's first name:", "Last name:", "Assessor's position/qualification:", "Assessor's phone number:", and "Assessor's email:". A footer note states: "Participants should scan or photograph this page and upload to eDofE as evidence." Arrows from the text on the left point to the "Activity" field, the "Date started/Completed" fields, the "Assessor's comments" section, and the "Assessor's contact details" section.

How to add evidence

My Skills section

Status: Draft

Timescale: 6 Months

Start date: 01/12/2016

Earliest completion date: 01/06/2017

Type/category of activity: Games and sports

Detailed activity chosen: Judo

Where are you going to do it? Trowbridge Judo Club

What are your goals? What do you want to achieve? to get my brown belt

Assessor's name: Tim

Assessor's position: instructor

Assessor's email:

Assessor's telephone no:


Select your Leader: Steve Marsh

Submit for approval

Save as draft

View evidence Add evidence

Reports can be photographed or scanned. This will convert them into JPEGs or PDF files



Add Evidence

Too difficult? Bring your report to me. I'll put it on for you.

Via the website

- www.DofE.org – find assessor reports

The image shows a screenshot of the DofE website homepage. At the top left is the DofE logo, which includes a crown and the letters 'DofE'. To its right is the text 'THE DUKE OF EDINBURGH'S AWARD'. A navigation menu follows with links for 'Home', 'Diamond Anniversary', 'Support us', 'Run the DofE', 'Do your DofE', and 'About'. Below the navigation is a large banner area with several colorful sections. A black circle highlights the 'Assessors' reports' section, which contains the text: 'Assessors can add reports directly into a participant's online eDofE account here.' and a green button that says 'File your Assessors' report'. Other sections include 'Local DofE information' with a red button for 'Regional and Country information', 'Leaders' resources and training information' with a white button for 'Downloads, resources and training for DofE Leaders and volunteers', and 'Read their endorsements' with a green button. A purple button for 'releases' is also visible in the top left of the banner area.

releases →

Find out more →

Read their endorsements →

Local DofE information
Get the contact details for the DofE's Regional and Country offices in the UK and visit their noticeboards for info, local training courses etc. For local contacts go here.

Regional and Country information →

Leaders' resources and training information

Leader training information
Training courses

Downloads, resources and training for DofE Leaders and volunteers →

Assessors' reports
Assessors can add reports directly into a participant's online eDofE account here.

File your Assessors' report →

You are here: Home > **Assessor Report**

Assessor Report

As an Assessor you can add your report directly into the participant's online eDofE. All you need is the participant's eDofE ID number, their Award level (Bronze, Silver or Gold) and the section you are assessing them for (Volunteering, Physical, Skill, Expedition or Recreation). Please ensure you have entered the young person you have been supporting for these details. The young person must have entered their section details in eDofE before you can submit your report.

Your comments automatically go to the participant's DofE Leader for approval by the participant's account. We ask for your email address and phone number to enable us to contact you should they wish to discuss your assessment with you.

Please remember to keep your comments positive and encouraging. Thank you for supporting people with their activities.

All fields marked * are mandatory.

Participant's ID number: *

Level: *

Check →

Participant's name:

Your assessor will need your ID number from your eDofE. They will also have to say you are doing bronze level.

This then opens up a form to fill in for your assessor.

The completed form comes to me and is then put onto your eDofE

Get reports written as soon as you have finished

- Don't put it off. It gets more embarrassing to ask for a report when you haven't been to the club for 6 months! Assessors also sometimes move on.